


# Student Learning Experience Survey - A Timeline


Learn more about the different steps of the Student Learning Experience Survey that take place in a typical semester.

Semester Start

## Question Personalization



In Weeks 5 and 6, **faculty** will have the option to add customized questions to their course surveys.



## Survey Period

Weeks 10-11 or 7-11


By default, **students** complete surveys during Weeks 10-11. Surveys for select courses may be scheduled for any period between Weeks 7-11.



## Report Distribution



Reports collecting student feedback are distributed to **faculty** after the deadline to submit final grades.



Week 1 ---  
Week 2 ---  
Week 3 ---  
Week 4 ---  
Week 5 ---  
Week 6 ---  
Week 7 ---  
Week 8 ---  
Week 9 ---  
Week 10 ---  
Week 11 ---  
Week 12 ---  
Week 13 ---  
Week 14 ---

## How to Complete the Survey

### 1. Check Your Inbox

When the survey for your course becomes available, you will be invited through email notification. You can also see your invitations on your "MyBlackboard" homepage.




### 2. Login to the Survey Portal

Follow the link in your invitation to the Survey Portal. You may be required to login using your MyLoyalist username and password.



### 3. Submit Your Responses

Select your course to begin the survey. Review the instructions and complete each step. Save your responses at any time and click Submit once complete.



Semester End



## Questions?

For questions and concerns about your course or its survey dates, please contact the faculty member for your course.

For technical assistance related to the Blue Survey Tool, contact [servicedesk@loyalistcollege.com](mailto:servicedesk@loyalistcollege.com).

You can download a detailed picture guide to completing your course surveys [here](#).

